



YEAR 10-11

GCSE REVISION GUIDE

2022

WHAT ARE GCSES AND WHY DO I HAVE TO DO THEM?

GCSE stands for General Certificate of Secondary Education. GCSE assessments are made up of coursework and examinations, which will vary from subject to subject. You will sit your GCSEs across a five-week period in May/June 2022 (Year 10-11) and 2023 (Year 10). You won't have an exam every day - you'll be issued a timetable which tells you when you have each exam. Depending on what options you've chosen, you may finish earlier than others.

Following the exams, you'll get your results and a certificate in August. It's important you try your best in your GCSEs to help you go on to further education or into work. Most application forms you'll ever have to fill in will ask for your GCSE results.



WHAT ARE MOCK EXAMS?

Sitting mock exams are an important experience for you to gain a better understanding of what the actual exam conditions will be like. A key to this being a positive experience will be for you to demonstrate how well you can share your knowledge and understanding so far, but also how well you can demonstrate good time management during the examinations.

Most of the mock exams will take place in the Sports Hall.



REVISION TIPS

1. Short spurts of revision (20-25 minutes) are most effective. Make sure you take short breaks (5-10 minutes).
2. Find a quiet place to revise—your bedroom, school, local library — and try not to get distracted.
3. Make sure you don't just revise the subjects and topics you like. Work on your weakness as well.
4. Make your own revision notes because you will remember what you have written down more easily. Stick key notes to a cupboard or doors in your room so you see them every day.
5. Re-write the key points of your revision notes, read them out loud to yourself. We remember more than twice as much of what we say aloud than of what we read.
6. We all learn differently, so use different techniques. Make your own mind maps, use post-it notes, create flash cards. Record your notes on your phones and listen to them back. Ask friends to test you.
7. Practise on past exam papers or revision tests available online. Start timing yourself to make sure you don't run out of time on the day.
8. You will need help at some stage; ask friends, parents, and teachers.
9. Don't get too stressed out! Feeling nervous about exams is normal. Eat properly and get lots of sleep!
10. Fail to prepare, then prepare to fail! You need to make sure you revise and believe in yourself. If you convince yourself that you will fail, you've given up before starting.

REVISION TECHNIQUES



Start by revising the work in your folders - highlight

Colour code topics (e.g., Red: need to revise, Yellow: need to go over again, Green: I've got it)



Download apps

There are loads of free apps like BBC Bitesize, Linguascope, GCSEPod and Gojimo.

Flashcards

Write facts or questions on one side of a card and answers on the other. You can carry them around with you and test yourself anywhere.

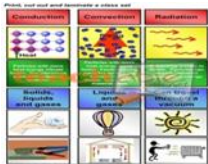


Read-Cover-Recall-Check

Read the information you want to remember, cover it up, write out what you remember. Check to see how much you forgot.

Online quizzes and revision guides

Answer the questions, note down your score, revise the topic more then have another go at the questions later. Did you improve?

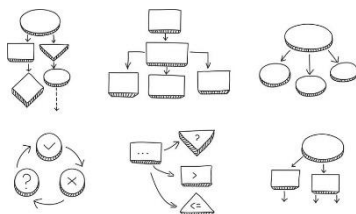


Make a card sort

Make a set of cards that you can cut out, mix up and match.

Revise with friends! Describe something or quiz each other

They can ask questions to fill in any gaps you missed and if they are also revising it may help them understand the work better.



Graphic organisers & mind maps

Describe, analyse events, compare, cause and effect, predicting or evaluating and display your arguments in a graphic organiser in detail. Start with a central theme and organise the information from it, grouped into subtopics.

Past exam questions

Complete some past exam questions. Mark your answers. DIRT: Fill in the answers you missed.

Watch programmes

Sometimes watching educational programmes on Netflix, YouTube, and TV can be very beneficial (e.g. Geographers – watch David Attenborough)



WJEC GCSE KNOWLEDGE ORGANISERS

The WJEC have produced a range of useful digital resources to support the learning of GCSE subjects.

These resources have been recommended by your teachers and could be used for revision or as a starting point for creating your own knowledge organisers. Use the links below or scan the QR code under the subject title to go straight to the relevant pages on the WJEC website.

Biology



<https://resources.wjec.co.uk/Pages/ResourceSingle.aspx?rId=3072>

Chemistry



<https://resources.wjec.co.uk/Pages/ResourceSingle.aspx?rId=3690>

Physics Unit 1



<https://resources.wjec.co.uk/Pages/ResourceSingle.aspx?rId=3331>

Physics Unit 2



<https://resources.wjec.co.uk/Pages/ResourceSingle.aspx?rId=3332>

English Language



<https://resources.wjec.co.uk/Pages/ResourceSingle.aspx?rId=3030>

English Literature



<https://resources.wjec.co.uk/Pages/ResourceSingle.aspx?rId=3692>

Art



<https://resources.wjec.co.uk/Pages/ResourceSingle.aspx?rId=3994>

Business



<https://resources.wjec.co.uk/Pages/ResourceSingle.aspx?rId=3797>

Computer Science



<https://resources.wjec.co.uk/Pages/ResourceSingle.aspx?rId=3345>

DT



<https://resources.wjec.co.uk/Pages/ResourceSingle.aspx?rId=4069>

Drama



<https://resources.wjec.co.uk/Pages/ResourceSingle.aspx?rId=3256>

Health & Social Care



<https://resources.wjec.co.uk/Pages/ResourceSingle.aspx?rId=4128>

History Unit 1



<https://resources.wjec.co.uk/Pages/ResourceSingle.aspx?rId=3982>

History Unit 2



<https://resources.wjec.co.uk/Pages/ResourceSingle.aspx?rId=3984>

Media Studies



<https://resources.wjec.co.uk/Pages/ResourceSingle.aspx?rId=3799>

Music



<https://resources.wjec.co.uk/Pages/ResourceSingle.aspx?rId=3361>

PE



<https://resources.wjec.co.uk/Pages/ResourceSingle.aspx?rId=3941>

Geography



<https://resources.wjec.co.uk/Pages/ResourceSingle.aspx?rId=3461>

Maths



www.mathsdiy.com

Numeracy



www.mathsdiy.com

Welsh 2nd Language



<https://resources.wjec.co.uk/pages/ResourceSingle.aspx?rId=3838>




REVISION REVIEW

In the first column make a list of the topics you need to know about for your exams and then tick the column with how well you know it. Colour code topics to prioritise revision. For example:

Red for 'I know nothing!'

Orange for 'I know a little about this'

Green for 'It's my area of expertise!'

Subject / Topic	How well do I know this?		
			

REVISION TIMETABLE – MONTH PLANNER

	Subjects / topics to revise this week:	Achieved
	MON:	
	TUE:	
	WED:	
	THURS:	
	FRI:	
	SAT:	
	SUN:	
	MON:	
	TUE:	
	WED:	
	THURS:	
	FRI:	
	SAT:	
	SUN:	
	MON:	
	TUE:	
	WED:	
	THURS:	
	FRI:	
	SAT:	
	SUN:	

REVISION TIMETABLE – WEEKLY PLANNER

	To do every day 2 weeks before exams start
Mon	
Tue	
Wed	
Thur	
Fri	
Sat	
Sun	

REVISION TIMETABLE – WEEKLY PLANNER

	To do every day the week before exams start
Mon	
Tue	
Wed	
Thur	
Fri	
Sat	
Sun	

THE EXAMS – ON THE DAY

- Make sure you have all the equipment you need for each exam. Have something to eat and drink before you sit the exam. This will keep you focused and hydrated.
- Go to the toilet before the exam.
- Make sure your phone is off or handed in – don't leave it in your pocket. If it goes off this could result in you losing marks or getting your paper cancelled.
- Listen to the invigilator (the people observing you during the exam). They will remind you of times.
- When you begin you must fill in the first page with your full name and candidate number.
- Each exam paper may look the same, but the instructions and questions can vary from subject to subject.
- Spend the first few minutes making notes or bullet points on the exam paper in case you forget them later on.
- Make sure you know how many marks there are for each question – this will give you an idea of how long to spend on each one.



WHAT IF I FEEL NERVOUS OR ANXIOUS?

The best way to avoid stress is to start early and plan your revision. Keep calm and don't panic. Take each day at a time and if you are struggling to focus, leave the revision and do something you enjoy – you can always go back to it later.

Remember...



If you are feeling particularly low or upset, please contact your subject teacher, Mr Hicks or Mr Jenkins who can all help you.

GOOD LUCK!