

Brecon High School  
Year 7 Blended Learning  
Half Term 2

	Pre-study/ Preview Activities	Duration guidance	Post-study/ Consolidation Activities	Duration guidance
Weeks 1 - 3	English, Maths, Science and Welsh. Humanities, PE, PSE and Technology.	Up to 10 minutes per task	English, Maths, Science and Welsh. Humanities, PE, PSE and Technology.	Up to 1 hour per task
Weeks 4 - 7	English, Maths, Science and Welsh. Expressive Arts, IT and French.	Up to 10 minutes per task	English, Maths, Science and Welsh. Expressive Arts, IT and French.	Up to 1 hour per task

**Blended Learning** is a style of education in which students learn via electronic and online media as well as traditional face-to-face teaching. Learners can, in part, control the time, pace, and place of their **learning**.

Combining international research, learning from collaborative partnerships with organisations such as Impact Wales, as well as a range of internal review and feedback from parents and teaching staff, Brecon High School has developed a Blended Learning Policy in response to the Covid-19 pandemic and will use this as an opportunity to:

- Explore meaningful and interesting ways to deliver consistently good pedagogy using a range of strategies and technologies
- Focus upon the concept of creating pupils that are ‘Learning Fit’, being able to develop resilience in order to adjust to new learning scenarios at short notice and apply their skills to these changeable situations
- Ensure that pupils come to school prepared to learn by completing pre-learning tasks and then solidify this learning through consolidatory activities
- Provide on-line tutoring support to all pupils to ensure that the link between home and school remains consistently strong
- Ensure that pupils efforts and the quality of their work is rewarded via the use of Class Charts and that parents/carers are kept informed about pupil progress as often as possible

Blended Learning (pre-study and post-study tasks) will be our **alternative to traditional homework**, regardless of how soon our world returns to normality.

Please submit your work and direct any questions about the work to your class teacher via Class Charts.

If you have a more general query regarding Blended Learning, please contact the AoLE lead.

Year 7 English - Half Term 2 - Week 1 - 3		
Pre-study/Preview activities:		Tick when complete ✓
Activity	Research what Christmas was like in Victorian times.	

Post-study/Consolidation activities:		Tick when complete ✓
Activity	Create a poster about the differences between Christmas in Victorian times and the modern day.	


Resources	All resources and worksheets uploaded to Class Charts	
Contact	Email - AoLE Lead for LLC - Mr Alex Griffith <a href="mailto:agriffith@brecon-hs.powys.sch.uk">agriffith@brecon-hs.powys.sch.uk</a>	


Year 7 Maths - Half Term 2 - Week 1 - 3		
Pre-study/Preview activities:		Tick when complete ✓
Activity	MathsWatch task - Watch the video clip(s) and answer the questions set by your teacher.	

Post-study/Consolidation activities:		Tick when complete ✓
Activity	Pupils to complete Homework booklet 2.	

Resources	All resources and worksheets uploaded to Class Charts	
Contact	Email - AoLE Lead for Maths and Numeracy - Mrs Leanne Vinnicombe <a href="mailto:lvinnicombe@brecon-hs.powys.sch.uk">lvinnicombe@brecon-hs.powys.sch.uk</a>	

## Year 7 Science - Half Term 2 - Week 1 - 3

Pre-study/Preview activities:		Tick when complete ✓
Activity	Learn the keywords for the cells topic for a spelling test.  Cells keyword list.doc	

Post-study/Consolidation activities:		Tick when complete ✓
Activity	Build a model of a cell (either an animal, plant or specialised cell). Make sure that you include all of the organelles. You can use the attached sheet for guidance or use your own design with materials that you have around the house. Photograph your finished model for marking and bring them in to display in the lab.  Unit A 43.pdf	

Resources	All resources and worksheets uploaded to Class Charts	
Contact	Email - AoLE Lead for Science and Technology - Mrs Nerys Pease <a href="mailto:npease@brecon-hs.powys.sch.uk">npease@brecon-hs.powys.sch.uk</a>	

## Year 7 Welsh - Half Term 2 - Week 1 - 3

Pre-study/Preview activities:		Tick when complete ✓
Activity	Learn the key sentence structures in the table.	

Post-study/Consolidation activities:		Tick when complete ✓
Activity	Correct the 10 mistakes in the paragraph.	

Resources	All resources and worksheets uploaded to Class Charts	
Contact	Email - AoLE Lead for Welsh - Mrs Helen Davies <a href="mailto:hdavies@brecon-hs.powys.sch.uk">hdavies@brecon-hs.powys.sch.uk</a>	

### Year 7 Cymraeg - Half Term 2 - Week 1 - 3

Pre-study/Preview activities:		Tick when complete ✓
Activity	Tasg 1 yn y llyfryn sillafu. Dysgwch y geiriau. Defnyddiwch 8 gair mewn brawddeg i ddangos eu ystyr.	

Post-study/Consolidation activities:		Tick when complete ✓
Activity	Cyfeiriwch at ClassCharts am fwy o fanylion.	

Resources	All resources and worksheets uploaded to Class Charts	
Contact	Email - AoLE Lead for Welsh - Mrs Helen Davies <a href="mailto:hdavies@brecon-hs.powys.sch.uk">hdavies@brecon-hs.powys.sch.uk</a>	

### Year 7 Geography - Half Term 2 - Week 1 - 3

Pre-study/Preview activities: Map Skills - Symbols		Tick when complete ✓
Activity	Design a map symbol for each the following: A circus A fairground A zoo Make sure they are styled like other map symbols. Include colour. Take a photograph of your work and upload to Class Charts.	

Post-study/Consolidation activities: Map Skills - Direction		Tick when complete ✓
Activity	Complete the attached worksheet on Direction. Upload your completed worksheet to Class Charts.	

Resources	All resources and worksheets uploaded to Class Charts	
Contact	Email - AoLE Lead for Humanities - Mrs Rebecca Carpenter <a href="mailto:rcarpenter@brecon-hs.powys.sch.uk">rcarpenter@brecon-hs.powys.sch.uk</a>	

<b>Year 7 History - Half Term 2 - Week 1 - 3</b>		
Pre-study/Preview activities:		Tick when complete ✓
Activity	What makes a good leader? Pupils to make a list of what qualities a person should have to be a good leader.	


Post-study/Consolidation activities:		Tick when complete ✓
Activity	Pupils to complete the level exercise and answer the question 'Who had the strongest claim to the throne?' using the evidence from their lessons.	

Resources	All resources and worksheets uploaded to Class Charts.	
Contact	Email - AoLE Lead for Humanities - Mrs Rebecca Carpenter <a href="mailto:rcarpenter@brecon-hs.powys.sch.uk">rcarpenter@brecon-hs.powys.sch.uk</a>	

<b>Year 7 PE - Half Term 2 - Week 1 - 3</b>		
Pre-study/Preview activities:		Tick when complete ✓
Activity	For this task the main issue is to ensure you are up-to-date and able to use ClassCharts to complete tasks! <b>ONE</b> If you've completed and submitted your post study task from last half term – <b>Congratulations –</b> <b>Read</b> the 'trouble shooting' tips below for future reference. <b>Ensure you have taken action to save your PE student profile as a 'working and live' document in an area or way that can be accessed at home or school.</b> You will be updating and adding to this document regularly throughout KS3. <b>PLEASE NOW GO AND DO SOMETHING ACTIVE THAT YOU ENJOY!</b> <b>TWO</b> If you have had problems and NOT succeeded, then read the advice below and ACT on it to complete the first task set last half term - The name page with pictures of you participating in sport or activity. Look back in class charts using	

	<p>the calendar.</p> <p style="text-align: center;"><b>TROUBLE SHOOTING – Problems and solutions.</b></p> <p><u>Viewing the examples of previous PE pupil profiles.</u>          If you couldn't do this then the main solution is to try another device. So ask Mum, Dad or Grandparents if you can try their device. (Usually theirs might be a more recent one!).          Ask Mum or Dad to help you. Older brothers and sisters can be useful too!          Or at break/lunchtime ask a friend who can access them, if you can watch them on their phone.          Or ask in the STAR Centre if you might use a laptop there for a few minutes at break or lunch time.  <u>Downloading the PE pupil profile</u>          Again this is solvable by trying another device. BUT make sure you ask before using Mum or Dad's computer!          Ask Mum or Dad to help. Older brothers and sisters can be useful too!          ASK friends for advice on what and how they downloaded.          If this doesn't work then <u>create your own power point and save that, completing it appropriately.</u>          The STAR Centre can help also, by arrangement, with accessing lap tops.  <u>PE pupil profile won't let you edit.</u>          Ensure you have clicked the enable editing button.          Ask Mum or Dad to help. Older brothers and sisters can be useful too!          Ask friends who have edited theirs for advice on how they edited.          If this doesn't work then <u>create your own power point and save that, completing it appropriately.</u>  <u>Difficulties uploading the PE pupil profile</u>          Again try a different device.          Ask Mum and Dad to help. Older brothers and sisters can be useful too!          Ask a friend how they did it.          Try sending just the pages that you have worked on.  <u>Not knowing how to do something – Like embed a picture or video</u>          Ask Mum and Dad to help. Older brothers and sisters can be useful too!          Ask a friend how they did it.          GOOGLE IT! Ask 'how to...'          Ask your IT teacher if they could explain or refer you to a self-help video on the school VLE – Mr Gillard does brilliant self-help videos!</p> <p>Using the advice above YOU MUST NOW complete the task 1A set last half term – to create a name page with pictures of you performing sports.  <b>Save your PE student profile as a 'working and live' document in an area or way that can be accessed at home or school.</b>  <b>THIS MUST THEN BE UPLOADED TO CLASS CHARTS.</b></p>	
--	--	--

Post-study/Consolidation activities:		Tick when complete ✓
Activity	<p>MEASURE – Produce a PowerPoint slide – On this slide include a picture of a sports pitch of your choice.          Research and record on the PowerPoint slide, the dimensions or measurements of that pitch. That's how long it is and how wide it is.          Calculate the perimeter of the pitch; showing your working out.          The perimeter means you add together the measurements from all four sides.</p>	

	<p>E.g. DRESSAGE ARENA</p>  <p>The arena is 40 m long and 20 m wide.  <math>40 + 20 + 40 + 20 = 120</math> m is the PERIMETER.</p> <p>IN cm.  <math>4000 + 2000 + 4000 + 2000 = 12,000</math> cm</p> <p>Do the calculation for m and cm</p>	
--	---	--

Resources	Internet for research. Upload the power point slide to ClassCharts	
Contact	Email - AoLE Lead for PE and Sport - Mrs Anna Stephens <a href="mailto:astephens@brecon-hs.powys.sch.uk">astephens@brecon-hs.powys.sch.uk</a>	

<b>Year 7 Design Technology - Half Term 2 - Week 1 - 3</b>		
Pre-study/Preview activities:		Tick when complete ✓
Activity	Watch the following video. <a href="https://www.youtube.com/watch?v=luE5Aeqjf1Q">https://www.youtube.com/watch?v=luE5Aeqjf1Q</a>	

Post-study/Consolidation activities:		Tick when complete ✓
Activity	Bring in the following items for next lesson - milk cartons, cardboard roll, string, scrap paper, ribbon, crisp packets. Anything that could be used to create something new.	

Resources	All resources and worksheets uploaded to ClassCharts	
Contact	Email - AoLE Lead for Science and Technology - Mrs Nerys Pease <a href="mailto:npease@brecon-hs.powys.sch.uk">npease@brecon-hs.powys.sch.uk</a>	

<b>Year 7 Food - Half Term 2 - Week 1 - 3</b>
---

Pre-study/Preview activities:		Tick when complete ✓
Activity	Watch the following videos prior to the lesson. <a href="https://www.youtube.com/watch?v=MrF8FnhGNoQ">https://www.youtube.com/watch?v=MrF8FnhGNoQ</a> <a href="https://www.youtube.com/watch?v=Sb69jwNo5kE">https://www.youtube.com/watch?v=Sb69jwNo5kE</a>	

Post-study/Consolidation activities:		Tick when complete ✓
Activity 1	Bring in the following ingredients when your teacher tell you. Refer to ClassCharts for dates. <b>Things you will need to bring:</b> 1 Medium Potato 1 Leek 25g Margarine or Butter 1 Chicken or Vegetable Stock Cube or 200ml of Stock 1 Small Onion (optional) 125 ml Milk (to make cream style soup) Flask or other suitable waterproof container Apron Hairband	

Resources	All resources and worksheets uploaded to ClassCharts	
Contact	Email - WBQ Lead - Ms Cath Huggins <a href="mailto:chuggins@brecon-hs.powys.sch.uk">chuggins@brecon-hs.powys.sch.uk</a>	

<b>Year 7 PSE - Half Term 2 - Week 1 - 3</b>		
Pre-study/Preview activities:		Tick when complete ✓
Activity	Watch the following videos prior to the lesson. <a href="https://www.google.co.uk/url?sa=t&amp;rct=j&amp;q=&amp;esrc=s&amp;source=web&amp;cd=&amp;cad=rja&amp;uact=8&amp;ved=2ah">https://www.google.co.uk/url?sa=t&amp;rct=j&amp;q=&amp;esrc=s&amp;source=web&amp;cd=&amp;cad=rja&amp;uact=8&amp;ved=2ah</a>	

Post-study/Consolidation activities:		Tick when complete ✓
Activity	Produce a PowerPoint on potential jobs (careers) you are interested in. Also, include any dreams and goals you want to achieve in life.	



Resources	All resources and worksheets uploaded to ClassCharts	
Contact	Email - AoLE Lead for Health and Wellbeing - Mr Andrew Morgan <a href="mailto:amorgan@brecomorgan@brecon-hs.powys.sch.uk">amorgan@brecomorgan@brecon-hs.powys.sch.uk</a>	