

Brecon High School
Year 12 Blended Learning
Half Term 1

Pre-study/ Preview Activities	Duration	Post-study/ Consolidation Activities	Duration
At least two tasks per half term for each subject.	Up to 10 minutes per task	At least two tasks per half term for each subject.	Up to 1 hour per task

Blended Learning is a style of education in which students learn via electronic and online media as well as traditional face-to-face teaching. Learners can, in part, control the time, pace, and place of their **learning**.


Combining international research, learning from collaborative partnerships with organisations such as Impact Wales, as well as a range of internal review and feedback from parents and teaching staff, Brecon High School has developed a Blended Learning Policy in response to the Covid-19 pandemic and will use this as an opportunity to:


- Explore meaningful and interesting ways to deliver consistently good pedagogy using a range of strategies and technologies
- Focus upon the concept of creating pupils that are ‘Learning Fit’, being able to develop resilience in order to adjust to new learning scenarios at short notice and apply their skills to these changeable situations
- Ensure that pupils come to school prepared to learn by completing pre-learning tasks and then solidify this learning through consolidatory activities
- Provide on-line tutoring support to all pupils to ensure that the link between home and school remains consistently strong
- Ensure that pupils efforts and the quality of their work is rewarded via the use of Class Charts and that parents/carers are kept informed about pupil progress as often as possible

Blended Learning (pre-study and post-study tasks) will be our **alternative** to **traditional homework**, regardless of how soon our world returns to normality.

Please submit your work and direct any questions about the work to your class teacher via Class Charts.

BLANK TEMPLATE FOR SUBJECTS TO COPY AND PASTE

Year 12 – Chemistry - Half Term 1		
Pre-study/Preview activities:		Tick when complete ✓
Activity	<p>You have just started in a new research lab and have the following equipment available to you. Choose which piece(s) of equipment you would use for each of the following tasks and name each piece you use. You can assume you have plenty of bungs, tubing and adaptors plus access to a safe source of heat; Complete the attached worksheet to decide which apparatus you would use in each scenario.</p> <p> Preliminary Task Year 12 chemistry HT</p> <p><i>Figure 1 worksheet for preliminary task</i></p>	

Post-study/Consolidation activities:		Tick when complete ✓
Activity	<p>Answer the QER practical question attached on the worksheet on titrations.</p> <p> Consolidation Task year 12 HT 1.docx</p>	

Resources	All resources and worksheets uploaded to ClassCharts	
Contact	Email - AoLE Lead for Science and Technology - Mrs Nerys Pease npease@brecon-hs.powys.sch.uk	

Year 12 Geography - Half Term 1		
Pre-study/Preview activities:		Tick when complete ✓

Activity	All pre-tasks will be available on TEAMS via Esgol for AS Geography	
----------	---	--

Post-study/Consolidation activities:		Tick when complete ✓
Activity	All consolidation tasks will be available on TEAMS via Esgol for AS Geography	

Resources	All resources and worksheets uploaded to TEAMS	
Contact	Email - AoLE Lead for Humanities - Mrs Rebecca Carpenter rcarpenter@brecon-hs.powys.sch.uk	

Year 12 – English Literature Half Term 1

Pre-study/Preview activities:		Tick when complete ✓
Activity	Research Victorian literature and make notes about the genre	

Post-study/Consolidation activities:		Tick when complete ✓
Activity	Create a timeline of key events in Charlotte Bronte’s life	

Resources	All resources and worksheets uploaded to ClassCharts	
Contact	Email agriffith@brecon-hs.powys.sch.uk	

Year 12 – Product Design Half Term 1

Pre-study/Preview activities:		Tick when complete ✓
Activity	<p>Research a variety of Designers of your choice and select one that you find particularly interesting as part of ‘Identifying possibilities’ for your Design and Make Task.</p> <p>Some possibilities could be; Bethan Gray*, James Dyson*, Phillipe Starck or Ross Lovegrove.</p> <p>*Bethan Gray and James Dyson are compulsory to study on the course, but you may wish to look at these separately as part of theory work, rather than for your design task,</p>	

Post-study/Consolidation activities:		Tick when complete ✓
Activity	<p>Complete a profile sheet on the designer as shown in class and make notes on factors such as;</p> <ul style="list-style-type: none"> • Inspirations the designer has sought for their own work • Material that they have used in their work • Predominant colours they have used • Manufacturing techniques used • Background information on the designer • A moodboard of the designers work <p>Upload this to your one drive area and share with your teacher by the Friday 18th September</p>	

Resources	All resources and worksheets uploaded to ClassCharts	
Contact	Email - AoLE Lead for Science and Technology - Mrs Nerys Pease npease@brecon-hs.powys.sch.uk	

Year 12 – Physics Half Term 1		
Pre-study/Preview activities:		Tick when complete ✓
Activity	<p>Task 1 - Watch the following video in preparation for the practical task next lesson. https://www.youtube.com/watch?v=esfy8_u01KA</p> <p>Task 2 – Watch the video on superconductivity. https://www.youtube.com/watch?v=MT5XI5ppn48</p> <p>Make notes on:</p> <p>What is superconductivity? What are the problems with traditional superconductors? What are superconductors currently used for? When were superconductors discovered? What is a high temperature superconductor? What are the uses of high temperature superconductors? What is a room temperature superconductor?</p>	

Post-study/Consolidation activities:		Tick when complete ✓
Activity	Task 1 - Write up the 'Measurement of g using freefall' practical following experimental work in school. Task 2 – Complete the extended writing task on electrical circuits, describing how you would collect a set of data in the lab.	

Resources	All resources and worksheets uploaded to ClassCharts	
Contact	Email - AoLE Lead for Science and Technology - Mrs Nerys Pease npease@brecon-hs.powys.sch.uk	

Year 12 - History

Pre-study/Preview activities:		Tick when complete ✓
Activity	Explain briefly the differences between the House of Commons and the House of Lords. If you are unsure research the Constitution of the UK.	


Post-study/Consolidation activities:		Tick when complete ✓
Activity	Read the resource provided "How it Works- Parliament, Government, Democracy and You". Highlight the aspects of the guide that you do not understand in preparation for the topic of British Democracy.	

Resources	All resources and worksheets uploaded to ClassCharts	
Contact	Email – jbryant@brecon-hs.powys.sch.uk	

Year 12 - Mathematics

Pre-study/Preview activities:		Tick when complete ✓
-------------------------------	--	-------------------------

Activity	<p>Task 1: A pre-study task consisting of a WJEC question on completing the square will be set on ClassCharts. Please attach answers on ClassCharts when complete.</p> <p>Task 2: A pre-study task consisting of a WJEC question on transformation of graphs will be set on ClassCharts. Please attach answers on ClassCharts when complete.</p>	
----------	--	--

Post-study/Consolidation activities:		Tick when complete 
Activity	<p>Task 1: A post-study task consisting of WJEC questions on algebra and functions will be set on ClassCharts. Please attach answers on ClassCharts when complete.</p> <p>Task 2: A DIRT task consisting of questions that the pupil needs further practice on will be set on ClassCharts. Please attach answers on ClassCharts when complete.</p>	

Resources	All resources and worksheets uploaded to ClassCharts	
Contact	Email – ssoper@brecon-hs.powys.sch.uk	