

Brecon High School  
Year 8 Blended Learning  
Half Term 1

	<b>Pre-study/ Preview Activities</b>	<b>Duration guidance</b>	<b>Post-study/ Consolidation Activities</b>	<b>Duration guidance</b>
Weeks 2 - 4	English, Maths, Science and Welsh. Humanities, PE and Technology.	Up to 10 minutes per task	English, Maths, Science and Welsh. Humanities, PE and Technology.	Up to 1 hour per task
Weeks 5 - 7	English, Maths, Science and Welsh. Expressive Arts, IT and French.	Up to 10 minutes per task	English, Maths, Science and Welsh. Expressive Arts, IT and French.	Up to 1 hour per task

**Blended Learning** is a style of education in which students learn via electronic and online media as well as traditional face-to-face teaching. Learners can, in part, control the time, pace, and place of their **learning**.

Combining international research, learning from collaborative partnerships with organisations such as Impact Wales, as well as a range of internal review and feedback from parents and teaching staff, Brecon High School has developed a Blended Learning Policy in response to the Covid-19 pandemic and will use this as an opportunity to:

- Explore meaningful and interesting ways to deliver consistently good pedagogy using a range of strategies and technologies
- Focus upon the concept of creating pupils that are ‘Learning Fit’, being able to develop resilience in order to adjust to new learning scenarios at short notice and apply their skills to these changeable situations
- Ensure that pupils come to school prepared to learn by completing pre-learning tasks and then solidify this learning through consolidatory activities
- Provide on-line tutoring support to all pupils to ensure that the link between home and school remains consistently strong
- Ensure that pupils efforts and the quality of their work is rewarded via the use of Class Charts and that parents/carers are kept informed about pupil progress as often as possible

Blended Learning (pre-study and post-study tasks) will be our **alternative** to **traditional homework**, regardless of how soon our world returns to normality.

Please submit your work and direct any questions about the work to your class teacher via ClassCharts.


If you have a more general query regarding Blended Learning, please contact the AoLE lead.

Year 8 English - Half Term 1 - Weeks 2 - 4		
Pre-study/Preview activities:		Tick when complete ✓
Activity	Pupils to research Area 51 and write up their findings in the form of bullet points of prose - no more than one side of A4.	
Post-study/Consolidation activities:		Tick when complete ✓
Activity	Pupils read the article 'UFO sightings blamed on a trick of nature' on ClassCharts and answer the accompanying questions.	
Resources	All resources and worksheets uploaded to ClassCharts	
Contact	Email - AoLE Lead for LLC - Mr Alex Griffith <a href="mailto:agriffith@brecon-hs.powys.sch.uk">agriffith@brecon-hs.powys.sch.uk</a>	


Year 8 Maths - Half Term 1 - Weeks 2 - 4		
Pre-study/Preview activities:		Tick when complete ✓
Activity	<p>MathsWatch login details are: Username@brecon Password: Brecon2020</p> <p>Foundation – Watch video clips N24b and N33 on finding the fraction and percentage of an amount and answer the Interactive questions.</p> <p>Higher – Watch video clips N39a on finding one quantity as a percentage of another and R9a and R9b on finding the percentage increase/decrease of an amount and answer the interactive questions.</p>	

Post-study/Consolidation activities:		Tick when complete ✓
Activity	Pupils to complete departmental homework booklet. A copy will placed on ClassCharts.	
Resources	All resources and worksheets uploaded to Class Charts	
Contact	Email - AoLE Lead for Maths and Numeracy - Mrs Leanne Vinnicombe <a href="mailto:lvinnicombe@brecon-hs.powys.sch.uk">lvinnicombe@brecon-hs.powys.sch.uk</a>	

<b>Year 8 Science - Half Term 1 - Weeks 2 - 4</b>		
Pre-study/Preview activities:		Tick when complete ✓
Activity	<p>Watch the following video and answer the questions:</p> <p><a href="https://www.youtube.com/watch?v=EXGHpXlBgZA">https://www.youtube.com/watch?v=EXGHpXlBgZA</a></p> <ol style="list-style-type: none"> <li>1. Why do people use Antacids?</li> <li>2. What does the blue/green colour indicate about the contents of the model stomach?</li> <li>3. What do all the different antacids do to the contents of the stomach?</li> </ol>	

Post-study/Consolidation activities:		Tick when complete ✓
Activity	<p>Use the uploaded template to colour your own pH scale and add the following substances and labels.</p>  <p><b>Blended learning pH consolidation ta</b></p>	
Resources	All resources and worksheets uploaded to ClassCharts	
Contact	Email - AoLE Lead for Science and Technology - Mrs Nerys Pease <a href="mailto:npease@brecon-hs.powys.sch.uk">npease@brecon-hs.powys.sch.uk</a>	

## Year 8 Welsh/Cymraeg - Half Term 1 - Weeks 2 - 4

Pre-study/Preview activities:		Tick when complete ✓
Activity	<p>Yr 8 – Edrychwch ar y delwedd ‘Teithio’r Byd’. Nodwch (ar bapur neu ffôn) eirfa addas yn y Gymraeg ar gyfer y thema. HER – 30 neu fwy!</p> <p>Look at the ‘Teithio’r Byd’ image. Note down (on paper or on your phone) suitable Welsh vocabulary (with English translation) for the topic. CHALLENGE – 20 or more!</p> 	

Post-study/Consolidation activities:		Tick when complete ✓
Activity	<p>Ysgrifennwch am dy wyliau. Ble est ti? Pryd? Gyda Phwy? A.y.y.b. Rhowch wybodaeth am beth wnest ti ar dy wyliau a beth ydy dy farn di ar y gweithgareddau. Defnyddiwch yr Amser Amodol i drafod ble hoffet ti fynd nesaf.</p> <p>Using what you have covered in recent lessons write about a holiday that you have been on. Give as much detail as possible (when, where, with whom, for how long, etc.) Try to include information about what you did whilst you were there, and for a challenge, mention where you would like to go on holidays next and why.</p>	

Resources	All resources and worksheets uploaded to ClassCharts	
Contact	Email - AoLE Lead for Welsh - Mrs Helen Davies <a href="mailto:hdavies@brecon-hs.powys.sch.uk">hdavies@brecon-hs.powys.sch.uk</a>	

## Year 8 Geography - Half Term 1 - Weeks 2 - 4

Pre-study/Preview activities:		Tick when complete ✓
Activity	Watch a national weather forecast on the TV or Internet. Write a brief summary of how the weather varies across the UK. Make sure you note the date of the forecast.	

Post-study/Consolidation activities:		Tick when complete ✓
Activity	Keep a weather diary for 7 consecutive days. Make sure you note the dates. Make sure you talk about: temperature, precipitation, wind and cloud cover. If you have access to weather instruments e.g. a thermometer, then please use them. Write a detailed description of how the weather has varied over the past week.	

Resources	All resources and worksheets uploaded to ClassCharts	
Contact	Email - AoLE Lead for Humanities - Mrs Rebecca Carpenter <a href="mailto:rcarpenter@brecon-hs.powys.sch.uk">rcarpenter@brecon-hs.powys.sch.uk</a>	

## Year 8 History - Half Term 1 - Weeks 2 - 4

Pre-study/Preview activities:		Tick when complete ✓
Activity	<a href="https://www.bbc.co.uk/cbbc/watch/horrible-histories-song-wives-of-henry-viii-song">https://www.bbc.co.uk/cbbc/watch/horrible-histories-song-wives-of-henry-viii-song</a> Listen to the song about Henry VIII. Does the song portray Henry as a good or bad person? Explain your answer using evidence from the song.	

Post-study/Consolidation activities:		Tick when complete ✓
Activity	Using your classwork on Henry VIII explain whether or not he deserves to be remembered as a monster king. Please use the success criteria and guidance to complete this task as your work will be levelled.	

Resources	All resources and worksheets uploaded to ClassCharts	
Contact	Email - AoLE Lead for Humanities - Mrs Rebecca Carpenter <a href="mailto:rcarpenter@brecon-hs.powys.sch.uk">rcarpenter@brecon-hs.powys.sch.uk</a>	

### Year 8 RE - Half Term 1 - Weeks 2 - 4

Pre-study/Preview activities:		Tick when complete ✓
Activity	Write down 5 examples of authority. Send your RE teacher 5 images of authority.	

Post-study/Consolidation activities:		Tick when complete ✓
Activity	Write about one person, past or present, that has clashed with an authority. Remember to provide the reasons why. Was the person religious? What was the outcome?	

Resources	All resources and worksheets uploaded to ClassCharts	
Contact	Email - AoLE Lead for Humanities - Mrs Rebecca Carpenter <a href="mailto:rcarpenter@brecon-hs.powys.sch.uk">rcarpenter@brecon-hs.powys.sch.uk</a>	

### Year 8 PE - Half Term 1 - Weeks 2 - 4

Pre-study/Preview activities:		Tick when complete ✓
Activity	View the examples of student PE profiles on ClassCharts.	


Post-study/Consolidation activities:		Tick when complete ✓
Activity	Download the blank PowerPoint template called 'PE Student Profile'. Take photos of you doing PE, sport or exercise activities. Look at the slide on the profile labelled Task 1A – put your name and	

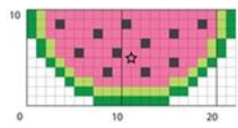
	pictures here. Upload it to your PE teacher via ClassCharts	
--	--	--

Resources	All resources and worksheets uploaded to ClassCharts	
-----------	--	--

Contact	Email - AoLE Lead for PE and Sport - Mrs Anna Stephens <a href="mailto:astephens@brecon-hs.powys.sch.uk">astephens@brecon-hs.powys.sch.uk</a>	
---------	--	--

## Year 8 Design Technology - Half Term 1 - Weeks 2 - 4

Pre-study/Preview activities:		Tick when complete ✓
Activity	<p>Find, print or sketch 4 images or logos within a chosen theme or style that you would like to use to explore design ideas and potentially convert in to a cross stitch pattern. Bring them to class on A4 paper.</p> <p><b>Examples of simple images</b></p> 	

Post-study/Consolidation activities:		Tick when complete ✓
Activity	<p>Use the grid provided to turn your chosen image(s) in to a simplified 'gridded' or 'dotty' version. This is to test the suitability of your chosen images for the project and help you to increase your understanding of the design task ahead.</p> <p>Open the file(s) in MS paint or a similar programme where you can colour fill the spaces. Otherwise you could set up an Excel spreadsheet.</p> <ol style="list-style-type: none"> <li><a href="#">Here (squares)</a> for cross stitch patterns and/ or</li> <li><a href="#">here (circles)</a> for LED lights arrangements</li> </ol> <p>Save your work in your Office 365 'One Drive' so that you can access it both in school and at home. Print it out if you can and upload to class charts when prompted to.</p> <p><b>Example of completed work</b></p> 	

Resources	All resources and worksheets uploaded to ClassCharts	
Contact	Email - AoLE Lead for Science and Technology - Mrs Nerys Pease <a href="mailto:npease@brecon-hs.powys.sch.uk">npease@brecon-hs.powys.sch.uk</a>	



## Year 8 Food - Half Term 1 - Weeks 2 - 4

Pre-study/Preview activities:		Tick when complete ✓
Activity	Watch the following video on the rubbing in method in preparation for the short crust pastry practical when your teacher tells you to. The date for this will be put on ClassCharts. <a href="https://www.youtube.com/watch?v=caZ_igAOnuQ">https://www.youtube.com/watch?v=caZ_igAOnuQ</a>	

Post-study/Consolidation activities:		Tick when complete ✓
Activity 1	Collect the following ingredients for the short crust pastry practical when your teacher tells you a date. The date for this will be put on ClassCharts. 200g Plain or wholemeal flour 50g lard or white fat e.g. Trex 50g butter or margarine. 6-8 teaspoons cold water Chosen pie filling E.g. apple or corned beef Plate or shallow dish Apron	

Resources	All resources and worksheets uploaded to ClassCharts	
Contact	Email - WBQ Lead - Ms Cath Huggins <a href="mailto:chuggins@brecon-hs.powys.sch.uk">chuggins@brecon-hs.powys.sch.uk</a>	

## Year 8 PSE - Half Term 1 - Weeks 2 - 4

Pre-study/Preview activities:		Tick when complete ✓
Activity	Watch the following clip: <a href="https://m.youtube.com/watch?v=WA4dDs0T7sM">https://m.youtube.com/watch?v=WA4dDs0T7sM</a>	

Post-study/Consolidation activities:		Tick when complete ✓
--------------------------------------	--	-------------------------

Activity	To produce a PowerPoint to present to the class. The presentation will include your biggest/best achievement in your life so far!	
Resources	All resources and worksheets uploaded to Class Charts	
Contact	Email - AoLE Lead for Health and Wellbeing - Mr Andrew Morgan <a href="mailto:amorgan@brecon-hs.powys.sch.uk">amorgan@brecon-hs.powys.sch.uk</a>	